

VEHICLE INFORMATION SHEET

VEHICLE FEATURES	
Vehicle Type	VW Crafter / Mercedes Sprinter 313 CDI
Engine	2.5L TDi / 2.2L TDi
Maximum Power	100 kw / 120 kw
Maximum Torque	300 Nm / 330 Nm
Transmission	6 speed semi-automatic / 6 speed automatic
Fuel Tank	75L
Towing Capacity	1500kg (with Talvor factory fitted towbar)
Safety Systems	Antilock Braking System (ABS)
	Electronic Stabilisation Program (ESP)
	Traction Control System (TCS)
	Driver and passenger side airbags
Additional Features	Reverse cycle Air conditioned driving cabin
	Cruise Control
	AM/FM radio with single disc CD player
	Power steering, windows and mirrors

EXTERNAL DIMENSIONS	
Length (mm)	6940 (22'9")
Width (mm)	1933
Height (mm)	2955
GVM Weight (kg)	3550
Rollout External Awning (mm)	4000 x 2250

STANDARD EXTERNAL FEATURES	
External 12V & 240V power outlets	
100Ah fully sealed deep cycle house battery	
12v 15A battery charger	
240V shore power inlet	
240V circuit breaker. 15A Double pole. RCD	
1 x 4.5kg gas bottle	
14L Gas hot water system (electric start)	
90L fresh water storage capacity	
90L grey water storage capacity	
Town water connection	

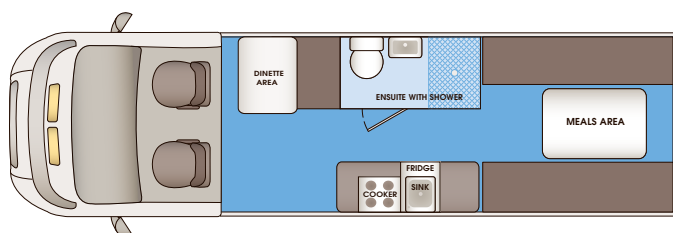
STANDARD INTERNAL FEATURES	
Internal 12V lighting throughout	
240V reverse cycle air-conditioned living area (roof mounted)	
80L 2-Way Fridge / Freezer	
Dual speed rangehood with lights	
3 burner gas stove / sink combination unit with glass lids (electric start)	
19L Microwave Oven (800W)	
Generous bench space with cupboards	
Separate Dinette area usable in conjunction with full swivel front seats	
Overhead and under seat storage cabinets	
Wall mounted 19" Flat Screen TV/DVD/CD entertainment unit	
Solid wood cabinetry with hard wearing laminate flooring	
Choice of soft furnishing colour schemes	
12V electric flush cassette toilet	
Storage compartments above drivers cabin	
Fiberglass moulded shower / toilet unit	
Adjustable, detachable shower head	
Central control panel to access fuses, gauges, monitors and switches	
Fire extinguisher	

INTERNAL DIMENSIONS	
Floorplan Length (mm)	4300
Floorplan Width (mm)	1748
Ceiling Height (mm) derd	1920
Bed Dimensions	1880 x 1720

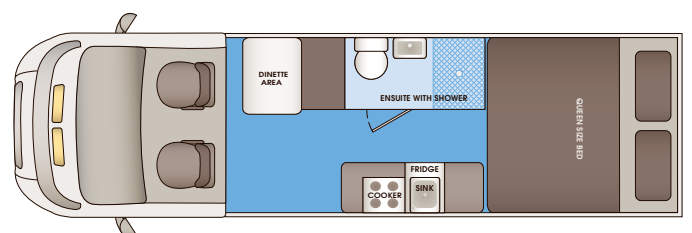
FACTORY OPTIONS	
Factory Fitted Towbar (Without Ball)	
2 Additional ADR approved seatbelts (only available on VW)	
Metallic Paint (Oxide Silver or Reflex Silver)	
Leather Upholstery (front cabin seats & dinette only)	
2nd wall mounted 19" TV/DVD/CD unit	
Electric sliding rear bed	
Tinted Windows	
Flyscreens	
Sunvisor	
Nudge Bar	
Elite Package: coloured body (non-metallic), colour coded bumpers, airbag approved nudge bar, fog lights, alloy wheels.	

NOTES:

1. Features, specifications and weights are subject to change without notice.
2. Vehicles ordered in a non-standard colour (metallic or non-metallic) may require additional lead time as these vehicles may need to be procured from overseas .



day configuration



night configuration

Every Talvor Motorhome is manufactured to high standards of quality control. Talvor RV's feature quality RV componentry and cabinetry to reveal a new standard in form, function and value for money.

www.talvor.com.au
 FREECALL: 1800 825 867

VEHICLE INFORMATION SHEET

VEHICLE FEATURES	
Vehicle Type	VW Crafter / Mercedes Sprinter 313 CDI
Engine	2.5L TDi / 2.2L TDi
Maximum Power	100 kw / 120 kw
Maximum Torque	300 Nm / 330 Nm
Transmission	6 speed semi-automatic / 6 speed automatic
Fuel Tank	75L
Towing Capacity	1500kg (with Talvor factory fitted towbar)
Safety Systems	Antilock Braking System (ABS)
	Electronic Stabilisation Program (ESP)
	Traction Control System (TCS)
	Driver and passenger side airbags
Additional Features	Air conditioned driving cabin
	Cruise Control
	AM/FM radio with single disc CD player
	Power steering, windows and mirrors

EXTERNAL DIMENSIONS	
Length (mm)	6940 (22'9")
Width (mm)	1933
Height (mm)	2955
GVM Weight (kg)	3550
Rollout External Awning (mm)	4000 x 2250

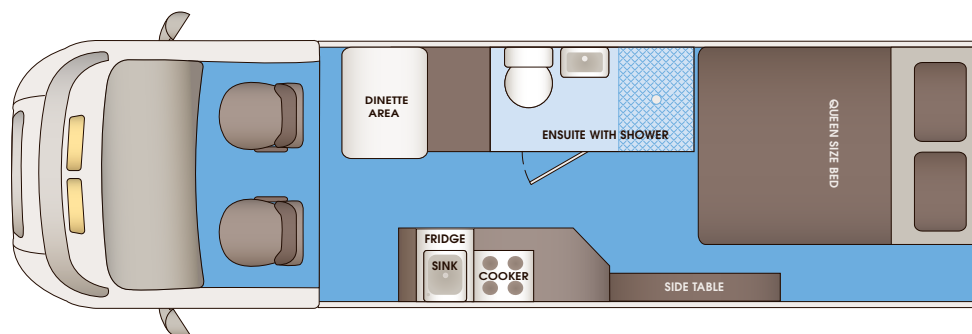
STANDARD EXTERNAL FEATURES	
External 12V & 240V power outlets	
100Ah Deep cycle battery	
12v 15A battery charger	
240V shore power inlet	
240V circuit breaker. 15A Double pole. RCD	
1 x 4.5kg Gas bottle	
14L Gas hot water system with electric start	
90L fresh water storage capacity	
90L grey water storage capacity	
Town water connection	

NOTES:
 1. Features, specifications and weights are subject to change without notice.
 2. Vehicles ordered in a non-standard colour (metallic or non-metallic) may require additional lead time as these vehicles may need to be procured from overseas.

STANDARD INTERNAL FEATURES	
Internal 12V lighting throughout	
240V reverse cycle air-conditioned living area (roof mounted)	
80L 2-Way Fridge / Freezer	
Dual speed rangehood with lights	
3 burner gas stove / sink combination unit with glass lids (electric start)	
19L Microwave Oven (800W)	
Generous bench space with cupboards	
Separate Dinette area usable in conjunction with full swivel front seats	
Overhead and large underbed storage cabinets	
Wall mounted 19" Flat Screen TV/DVD/CD entertainment unit	
Solid wood cabinetry with hard wearing laminate flooring	
Choice of soft furnishing colour schemes	
12V electric flush cassette toilet	
Storage compartments above drivers cabin	
Fiberglass moulded shower / toilet unit	
Adjustable, detachable shower head	
Central control panel to access fuses, gauges, monitors and switches	
Fire extinguisher	

INTERNAL DIMENSIONS	
Floorplan Length (mm)	4300
Floorplan Width (mm)	1748
Ceiling Height (mm)	1920
Bed Dimensions	1880 x 1290

FACTORY OPTIONS	
Factory Fitted Towbar (Without Ball)	
Metallic Paint (Oxide Silver or Reflex Silver)	
Leather Upholstery (front cabin seats & dinette only)	
2nd wall mounted 19" TV/DVD/CD unit	
Tinted Windows	
Flyscreens	
Sunvisor	
Nudge Bar	
Elite Package which includes coloured body (non-metallic), colour coded bumpers, airbag approved nudge bar, fog lights, alloy wheels.	



Every Talvor Motorhome is manufactured to high standards of quality control. Talvor RV's feature quality RV componentry and cabinetry to reveal a new standard in form, function and value for money.

www.talvor.com.au
 FREECALL: 1800 825 867