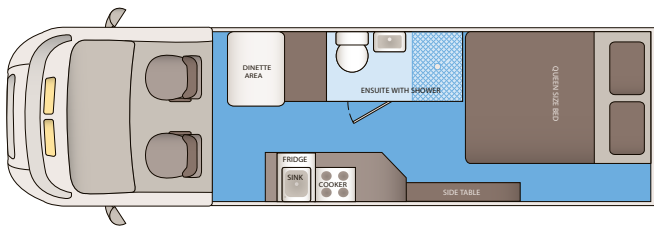


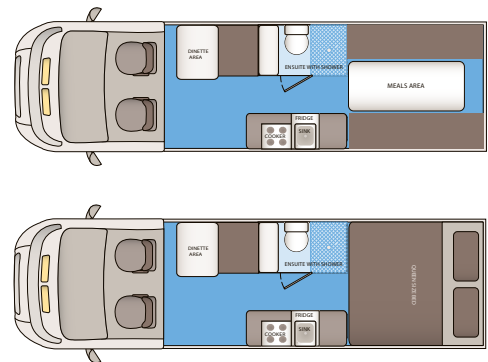
TALVOR® EURO TOURER



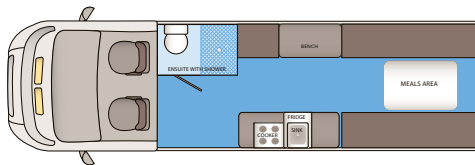
There are three models that encompass the Euro Tourer RV range and include the Combo, Fixed Rear Bed and Rear Dinette models. These are the smallest fully self contained motorhomes on offer which make them incredibly easy to drive and park on busy streets and shopping centre car parks.



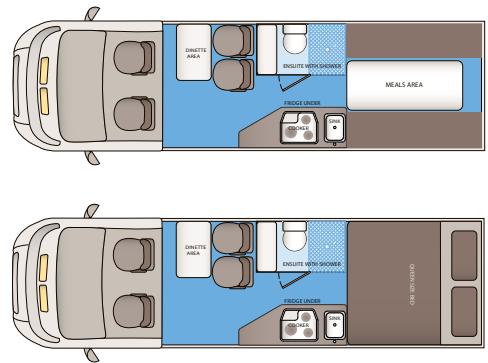
EURO TOURER FIXED BED



EURO TOURER COMBO F/R DINETTE



EURO TOURER REAR DINETTE



EURO TOURER COMBO F/R (4 BERTH)

1800 825 867

www.TALVOR.com

TALVOR®

TALVOR® EURO TOURER

EXTERNAL DIMENSIONS

Length (mm)	6940(22'9")
Width (mm) (excluding mirrors)	1933
Height (mm)	2955
GVM Weight (kg)	3550
Rollout External Awning (mm)	4000 x 2250

INTERNAL DIMENSIONS

Floorplan Length (mm)	4300
Floorplan Width (mm)	1748
Ceiling Height (mm)	1920
Bed 1 (Fixed Bed)	1900 x 1700
Bed 1 (Rear Dinette)	1900 x 1700
Bed 1 (Combo F/R Dinette)	1900 x 1700
Bed 1 (Combo F/R Dinette - 4 Berth)	1900 x 1700

VEHICLE FEATURES

Vehicle Type	VW Crafter / Mercedes Sprinter 313 CDI
Engine	2.5L TDi / 2.2L TDi
Maximum Power	100 KW / 95 KW
Maximum Torque	300 Nm / 305 Nm
Transmission	6 speed semi-automatic / 6 speed automatic
Fuel Tank	75L
Towing capacity	2000kg (with factory fitted towbar)
Safety Systems	Antilock Braking System (ABS)
	Electronic Stabilisation Program (ESP)
	Traction Control System (TCS)
	Driver and passenger side airbags
Additional Features	Air conditioned driving cabin
	Cruise Control
	AM/FM radio with single disk CD player
	Power steering, windows and mirrors

OPTIONAL EXTRAS

Factory Fitted Towbar (without Ball)
Additional 19" LCD DVD/TV
Leather Upholstery (front cabin seats and dinette)
Metallic Paint (Oxide Silver or Reflex Silver)
Electric sliding rear bed
Tinted Windows
Flyscreens
Sunvisor
Nudge Bar

STANDARD EXTERNAL FEATURES

External 12V & 240V Power outlets
100Ah fully sealed deep cycle house battery
15A battery charger
240V shore power inlet
240V circuit breaker. 15A Double pole. RCD
4kg gas bottle
86L Fresh Water Storage Capacity
60L Grey Water Storage Capacity
14L Gas hot water system (electric start)
Town water connection

STANDARD INTERNAL FEATURES

110L 2-Way Fridge / Freezer
240V reverse cycle air-conditioned living area (roof mounted)
3 burner gas stove / sink combination unit with glass lids (electric start)
19L Microwave Oven (800W)
Generous bench space with cupboards
Separate Dinette area usable in conjunction with full swivel front seats
Overhead and under seat storage cabinets
Wall mounted TV
Choice of soft furnishing colour schemes
12V electric flush cassette toilet
Storage compartments above drivers cabin
Fiberglass moulded shower / toilet unit
Fire extinguisher

Note: Features, specifications and weights are subject to change without notice.

1800 825 867

www.TALVOR.com

TALVOR®