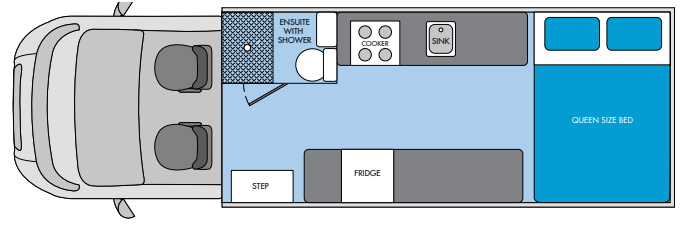
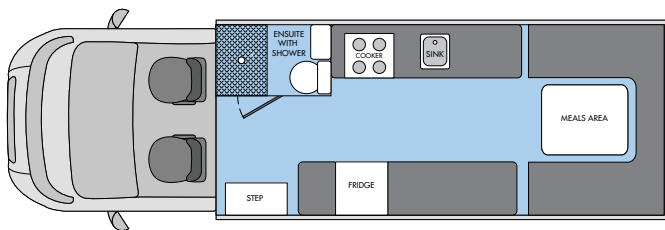





Value for money without sacrificing on finishes, the Macleay includes premium appliances and fixtures and offers a nice separation of bedroom and bathroom facilities. Practical and open plan, you won't find many motorhomes like it on the market.



Available in 'B-Class' (lowline roof) or 'C-Class' (additional bed over drivers cab)



EXTERNAL DIMENSIONS

Length (mm)	7120 (23'4")
Width (mm)	2330
Height B-Class (mm)	3100
Height C-Class (mm)	3230
GVM Weight (kg)	4490
Roll out External Awning (mm)	4000 x 2500

INTERNAL DIMENSIONS

Floor plan Length (mm)	4457
Floor plan Width (mm)	2135
Ceiling Height (mm)	2010
Bed 1 over drivers cabin (C-Class option)	2130 x 1400

VEHICLE FEATURES

Vehicle Type	VW Crafter / Mercedes Sprinter 513 CDI
Engine	2.5L TDi / 2.2L TDi
Maximum Power	100 kw / 95 kw
Maximum Torque	330 Nm / 305 Nm
Transmission	6 speed semi-automatic / 6 speed automatic
Fuel Tank	75L
Safety Systems	Antilock Braking System (ABS)
	Electronic Stabilisation Program (ESP)
	Traction Control System (TCS)
	Driver and passenger side airbags
Additional Features	Reverse Cycle air conditioned driving cabin
	Cruise Control
	AM/FM radio with single disc CD player
	Power steering, windows and mirrors
Towing Capacity	1500kg (With factory fitted towbar)

OPTIONAL EXTRAS

Drinking Water Filtration System
Factory Fitted Towbar, without ball
Generator 2.0kW 4-stroke petrol powered (portable)
Leather Upholstery (drivers cab seats and front dinette)
Nudge Bar
12V Roof Vent above shower
Tinted Windows (Driver's Cabin)
Slideout BBQ Package (includes pull out BBQ & lockable access door)
Fold down external picnic table
Additional 19" LCD DVD/TV (includes additional bracket)
Wineguard Antenna
Stereo Package (includes Int Fusion Head Unit, Int Docking Station & Ext Wired Remote, Ext 12V Power Outlet, Ext Coaxial Aerial Outlet & Qty 4 x Fusion 4" Speakers (2x internal, 2x external))
Passenger Swivel Seat
Seat belted positions reduced to qty 2 (may allow for extra accessories to be added)

Note: Features, specifications and weights are subject to change without notice.

STANDARD EXTERNAL FEATURES

Maintenance free ancillary battery (2 x 120Ah)
Pressurised town water connection
Roof Hatches to main living area + ensuite (Including day / night blinds)
12V External Lighting
DTV / AM / FM Antenna (powered)
100L Fresh water storage capacity
100L Grey water storage capacity
2 x 4kg gas bottles
External shower
Electric entry step
Colour Reversing camera with 5" monitor (with sound)

STANDARD INTERNAL FEATURES

Dometic RM2555 150L 3 way fridge/freezer
Dual speed rangehood
19L Microwave oven (800W)
Slide out pantry
Kitchen sink with glass top
2 x gas burners & 1 electric hot plate plus oven and grill
2.4 kW Air Conditioner 240V reverse cycle, roof mounted
High-def flat screen TV/DVD player
14L hot water system
Bench toilet with electric flush
Vanity and hand basin
Full length mirror
Solid timber cabinetry
Fire extinguisher