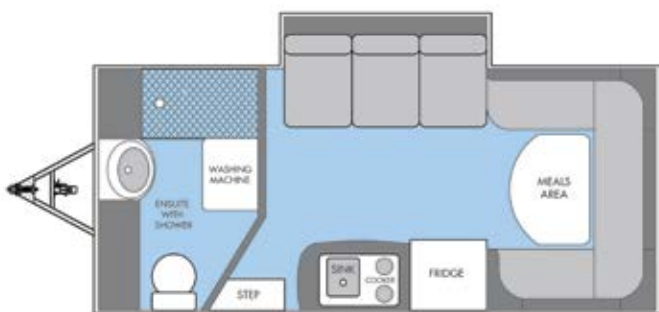



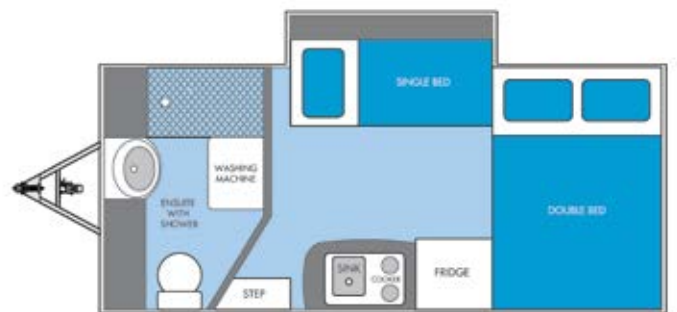
# TALVOR® 480A



*The 480A is clever design at its best, with the addition of the slideout there's enough room in here for a small party! With room to sleep 3.... features include full ensuite with washing machine, club lounge, sofa bed, electric awning & solar.*



DAY TIME




NIGHT TIME

1800 825 867

WWW.TALVOR.COM

TALVOR®



## KEY DIMENSIONS

	Length	Width	Height
Overall dimensions	6.32m (20'9")	2.37m (7'9")	3.03m (9'11")
Caravan body dimensions	4.97m (16'4")	2.19m (7'2")	2.68m (8'9")
Internal Floor Plan	4.87m (15'11")	2.13m (6'12")	1.98m (6'6")
Internal Shower/Bath	101cm	61cm	193cm
Club Lounge/Bed	213cm	134cm	
Sofa Bed	172cm	100cm	
ATM Weight (kg)	2250	* Ball weight is shown here as an approximate value. Actual towball weight will vary considerably according to distribution of payload throughout the vehicle.	
TARE Weight (kg)	1900		
Ball Weight (kg)	unladen 122*		
Payload (kg)	350		

Available in 'Black Birch' colour scheme only

## CARAVAN CHASSIS

5.5" drawbar with 6" chassis rails. Hot dipped galvanised steel.
Tandem beam axle with 3 Leaf Spring Suspension (rubber cushioned)
10 inch Electric Drum Brakes
15 inch Alloy Wheels x5 (spare standard)
8" Jockey Wheel
Solid steel rear bumper with spare wheel mount
4x drop down stabiliser legs

## CARAVAN BODY

Aluminium Frame Sandwich Panel Construction with Gelcoat finish
Single piece roof panel with continuous waterproof membrane
Single piece seamless wall panels
Glazed tinted sliding windows with insect screens

## OPTIONAL EXTRAS

Additional 100Ah Deep Cycle Battery
Generator 2.8kW (portable)
Gas Bottle Upgrade) includes qty 2 x 9kg Gas Cylinders)

Note: Features, specifications and weights are subject to change without notice.

## STANDARD EXTERNAL FEATURES

Entry door with window & separate hinged flyscreen door
147L Fresh Water Tank
Gas Bottle 2 x 4.5kg mounted on A-Frame
Pressurised Town Water Connection and Standard Water Filler
External 240 Volt Power Inlet and Outlet
External Coaxial Aerial Inlet and Outlet
Solar 1 x 60 watt panel to roof
Deep Cycle Battery 1 x 100Ah
Battery Charger 25 Amp
Winegard Sensor Antenna
Pull-out entry step
External Light Above Entry Door
Electric Rollout Awning (4.3m long x 2.4m projection)
50 Amp Anderson Plug
External Shower, lockable
Drawbar Tap mounted on A-Frame (driver side)
BBQ Gas Bayonet Fitting
External Marine Speakers 2 x 4 inch

## STANDARD INTERNAL FEATURES

Ensuite with separate shower and toilet areas
Roof hatch to Living Area x1 and 12V to Ensuite x1
Storage area under club lounge & sofa bed
LED Lighting through out
Windows include pleated night shades and upholstered pelmets above
Smoke Alarm, Fire Extinguisher
Swivel cassette toilet with electric flush
Washing Machine 2.5kg Top Loader
Moulded ABS shower 101x61x193cm
Oval shaped stainless steel vanity basin
Separate Hot & Cold tapware to Ensuite & Shower
Towel hooks x 2 & Toilet roll holder
2 x 6 inch speakers located in club lounge
LED TV/DVD/Multimedia Player, 48cm (19") 12V Operation
Club Lounge and Sofa Bed in Ultra Leather upholstery
AM/FM/DVD/CD/MP3/USB/iPOD Player
3 pocket magazine rack
Stainless Steel Sink with Hinged Glass Cover
Kitchen flickmixer with retractable pullout spray
Gas Cooker with 12V starter, includes 2 x Burners and hinged glass cover
Fridge 186 Litre 3-way Fridge/Freezer AES
Microwave 25L (900 Watt)
22.6L Hot Water System, Gas/240V (40L/Hr recovery)
Air conditioning, 240V 3.2kW reverse cycle, roof mounted
12V Rangehood with light
Fold-away side table to wall under television
Fold-away kitchen bench extension near entry door
Room Slide-out (172x93cm) with 54cm of movement